


Data sheet | Item number: 2091-1426/200-000

THR male header; 1.0 mm Ø solder pin; angled; Pin spacing 3.5 mm; 6-pole;
light gray



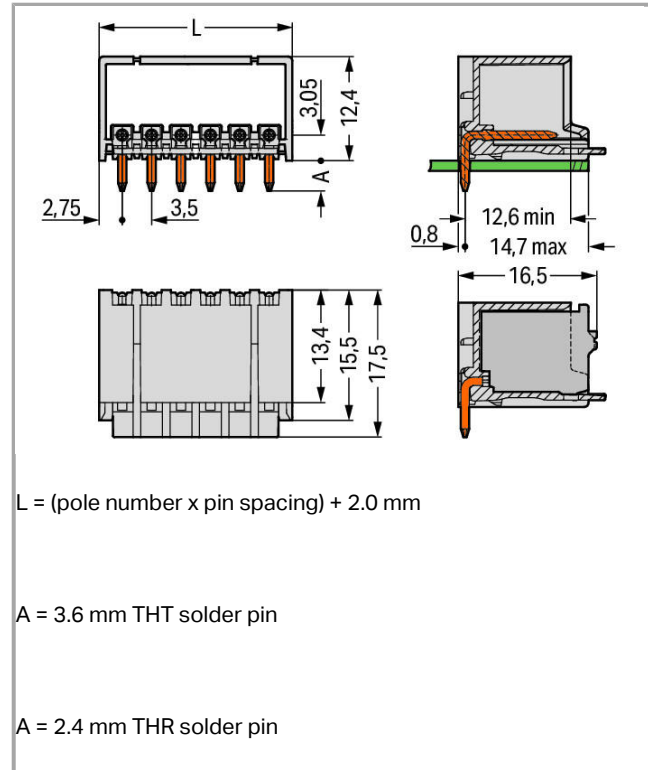
2091-1426_200-000



RoHS
Compliant ✓

BOMcheck.net

Color: ■



Item description

- Assembly of female connectors without loss of poles, allowing different functions to be divided within one male header
- Coding pins inserted into the header interface prevent mismatching, allowing subsequent coding in panel feedthrough applications
- The female connector is fully shrouded by the male header's housing, providing vibration resistance up to 20 g

Safety information 1:

The **picoMAX® pluggable connection system** is designed without breaking capacity for compliance with DIN EN 61984. When used as intended, MCS Connectors shall not be connected/disconnected when live or under load. The circuit design should ensure header pins, which can be touched, are not live when unmated.

Data

Electrical data

Ratings per IEC/EN 60664-1

Rated voltage (III / 3)	160 V
Rated impulse voltage (III / 3)	2.5 kV



Rated voltage (III / 2)	160 V
Rated impulse voltage (III / 2)	2.5 kV
Rated voltage (II / 2)	320 V
Rated impulse voltage (II / 2)	2.5 kV
Rated current	10 A

Approvals per UL 1059

Rated voltage UL (Use Group B)	300 V
Rated current UL (Use Group B)	10 A
Rated voltage UL (Use Group D)	300 V

Connection data

Total number of potentials	6
Number of connection types	1
Number of levels	1
No. of poles	6

Geometrical Data

Pin spacing	3.5 mm / 0.138 inch
Width	23 mm / 0.906 inch
Height	14.8 mm / 0.583 inch
Height from the surface	12.4 mm / 0.488 inch
Depth	17.5 mm / 0.689 inch
Solder pin length	2.4 mm
Solder pin diameter	1 mm

Plug connection

Contact type (pluggable connector)	Male connector/plug
Connector connection type	for PCBs
Mismating protection	No
Mating direction to the PCB	0°
Locking of plug-in connection	Male locking latch

PCB contact

PCB contact	THR
-------------	-----

Material Data

Color	light gray
Material group	I

Insulating material	Polyphthalamide (PPA GF)
Flammability class per UL94	V0
Contact material	Electrolytic copper (E _{Cu})
Contact plating	tin-plated
Fire load	0.044 MJ
Weight	2.2 g

Environmental Requirements


Limit temperature range	-60 +100 °C
-------------------------	-------------

Commercial data


Country of origin	DE
GTIN	4050821396253
Customs Tariff No.	85366990990

Approvals / Certificates


Radio-Approvals

Logo	Approval	Additional Approval Text	Certificate name
	CB DEKRA Certification B.V.	IEC 61984	NL-49736
	KEMA/KEUR DEKRA Certification B.V.	EN 61984	71-102260

Country specific Approvals

Logo	Approval	Additional Approval Text	Certificate name
	CB DEKRA Certification B.V.	IEC 61984	NL-49736
	KEMA/KEUR DEKRA Certification B.V.	EN 61984	71-102260



Other Approvals

Logo	Approval	Additional Approval Text	Certificate name
	UR Underwriters Laboratories Inc.	UL 1977	E45171
	UR	UL 1059	E45172




Underwriters Laboratories Inc.

UL-Approvals

Logo	Approval	Additional Approval Text	Certificate name
	UR Underwriters Laboratories Inc.	UL 1977	20170428-E45171
	UR Underwriters Laboratories Inc.	UL 1059	E45172

Compatible products

Coding

	Item no.: 2091-1610 Coding key carrier; suitable for 3.5 mm pin spacing; orange	2091-1610
---	--	-----------

Downloads

Documentation

Additional Information

Technical explanations	Apr 3, 2019	pdf 3.6 MB	Download
------------------------	-------------	---------------	----------

CAD/CAE - Smart Data

CAD data

3D Download 2091-1426/200-000	URL	Download
-------------------------------	-----	----------



Product family

picoMAX

Show all products from the family

Subject to changes.
